

Dzień dobry Jeżykom :-)

18 maja obchodzony jest Światowy Dzień Pieczenia. Mniam! Dlatego zachęcam do wspólnego pieczenia z rodzicami. Możecie upiec ulubione ciasto lub skorzystać z dołączonego przepisu na pyszne ciasteczka :-)


## BANANOWE CIASTECZKA OWSIANE

Przed pieczeniem zawsze przygotuj wszystkie potrzebne składniki.

### Składniki

- 2 dojrzałe banany
- 1 szklanka płatków owsianych
- cynamon
- ½ tabliczki gorzkiej czekolady
- żurawina
- pestki dyni


### Będziemy używać



**1.** Obieramy banany i rozgniatamy je widelcem.



**2.** Czekoladę kroimy na małe kawałki.



**3.** Mieszamy czekoladę, rozgniecione banany, płatki owsiane, żurawinę, cynamon, pestki dyni.




- 4.** Z masy formujemy małe kuleczki i układamy je na blaszce.



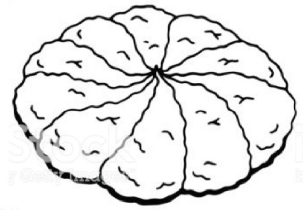
- 5.** Kuleczki delikatnie rozplaszczamy dłonią i pieczemy w 180°C przez 15–20 minut.

- 6.** Gotowe!


































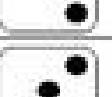
















18.05.2020r.



# Świątowy Dzień Pieczenia





































































Kolejne zadanie to ćwiczenia matematyczne. Tym razem musicie zsumować ilość oczek na dwóch kostkach i zapisać obok wynik.

		_____			_____
		_____			_____
		_____			_____
		_____			_____
		_____			_____
		_____			_____
		_____			_____
		_____			_____
		_____			_____
		_____			_____

Jeśli macie w domu kostkę do gry, możecie zagrać w łatwą grę z mamą lub tatą.

Jak grać?: pierwszy gracz rzuca 2 kostkami (lub dwa razy kostką jeśli jest jedna) i dodaje oczka, zapisuje swój wynik. Teraz to samo robi kolejny gracz. Porównujecie sumy i osoba, która ma wyższy wynik otrzymuje 1 punkt. Gra toczy się do zdobycia określonej ilości punktów np.10 lub przez określony czas np. 5 minut.

Teraz Waszym zadaniem jest dorysowanie brakującej ilości oczek na drugiej kostce tak by suma oczek równała się podanej liczbie.

7  	9  	4  
10  	6  	7  
8  	3  	9  
10  	8  	6  
7  	9  	10  
6  	4  	5  
8  	7  	8  
9  	5  	10  
3  	8  	6  
9  	10  	9  
5  	8  	7  

Trzymajcie się zdrowo,  
p. Ania Ziółkowska